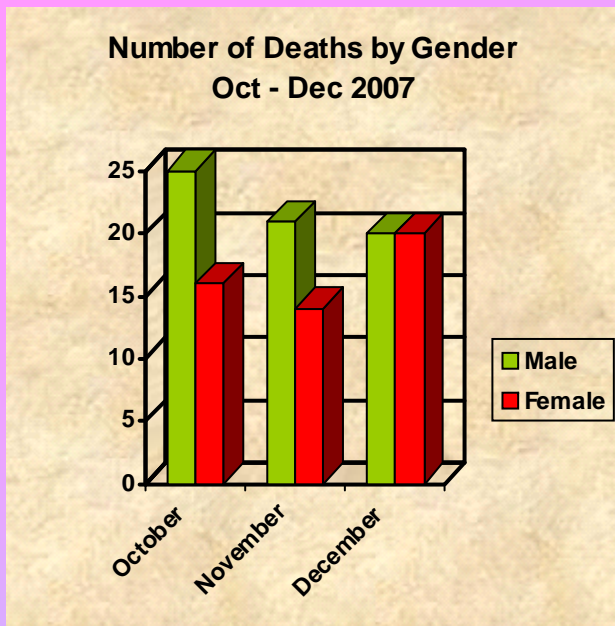


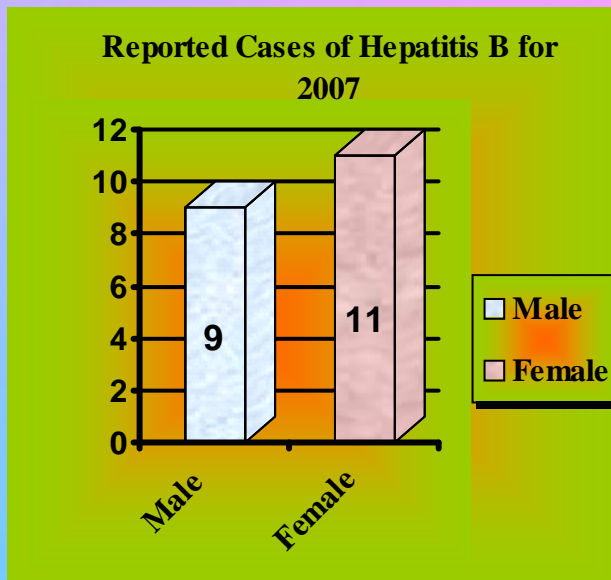
FIGURE 5.



HEPATITIS B

For the year 2007 there were (20) reported cases of Hepatitis B, (9) Male and (11) Female. This is clearly illustrated in **Figure 6.**

FIGURE 6



FOR YOUR INFORMATION

This publication highlights a sample of some of the data/Information available at the Health Information Division (HID). To enhance future presentations of "Health View," the HID looks forward to receiving your valuable comments.

FOR FURTHER INFORMATION & COMMENTS, PLEASE CONTACT

Statistical Officer

Ms. Nikita Lake..... Tel: 562-2453 (EXT 33)

Supervisor, Data Coordination Section

Mrs. Ena Dalso-Henry..... Tel:562-2453 (EXT 23)

Head of Division

Mr. Colin B.S. O'Keiffe..... Tel: 462-5685

Health Information Division

Aflak's Bldg.

Friars Hill Rd.

St. John's, Antigua

Email: healthinfo@antigua.gov.ag

Fax# : 268-462-9333

Other publications produced by Health Information Division

The monthly **Health Feature** in the Daily Observer Newspaper

Know the Facts featured monthly in the Antigua Sun Newspaper



HEALTH VIEW



April 2008

Health Information Division Ministry of Health

Antigua & Barbuda



A Statistical Outlook



The Health Information Division is proud to present its second issue of the Health View. In today's world, there are many health related issues; therefore we at the Health Information Division seize any opportunity to educate the public on health related statistics which are not only accurate, but easily accessible to anyone who can benefit from such data.

The information presented in this publication was provided predominantly by the Public Health Facilities.

This month's edition features reported cases of Dengue Fever for January & February 2008, followed by the Mortality statistics recorded in Antigua & Barbuda for the period October to December 2007 broken down by month and gender. Finally, we look at the reported cases of Hepatitis B for 2007.

DENGUE FEVER

For January and February 2008 there were (14) confirmed cases of Dengue Fever. This is illustrated in **Figures 1 & 2.**

FIGURE 1.

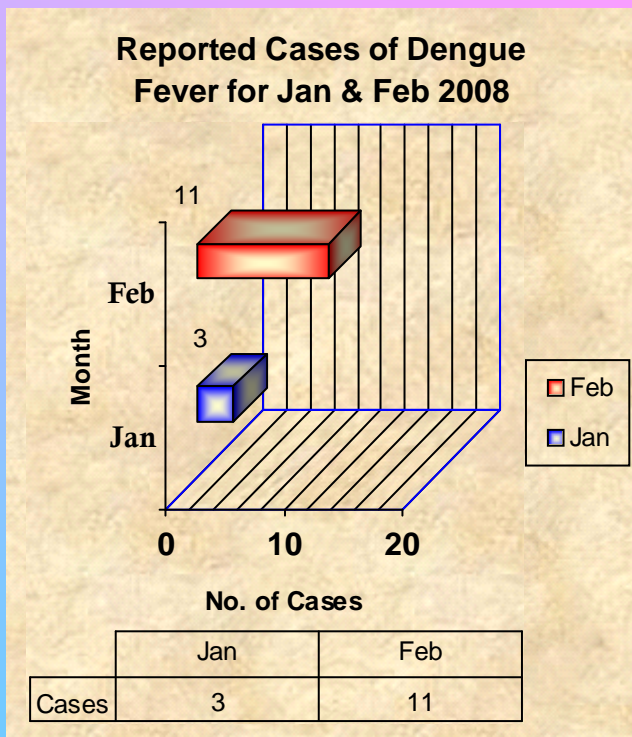
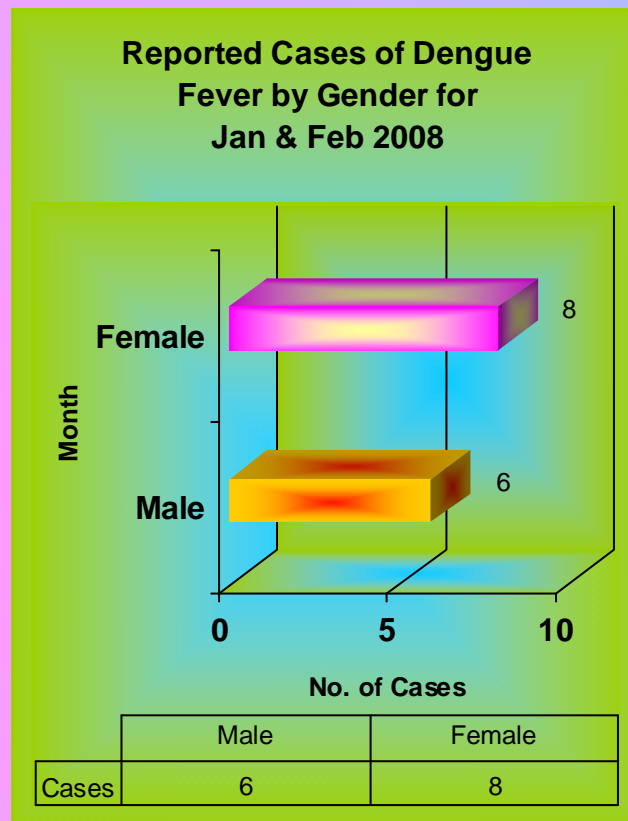


FIGURE 2.



MORTALITY

There were (116) Deaths for the period October to December 2007. For the month of October there were (41) deaths, (25) Male and (16) Female, in November (35) deaths, (21) Male and (14) Female while in December there were (40) deaths, (20) Male and (20) Female as is clearly illustrated in **Figures 3, 4 & 5.**



FIGURE 3.

Months	Male	Female	Total
October	25	16	41
November	21	14	35
December	20	20	40
Total	66	50	116

FIGURE 4.

