

FIGURE 5.

Status of breastfeeding of infants 6 weeks of age recorded in 3rd & 4th quarter of 2007

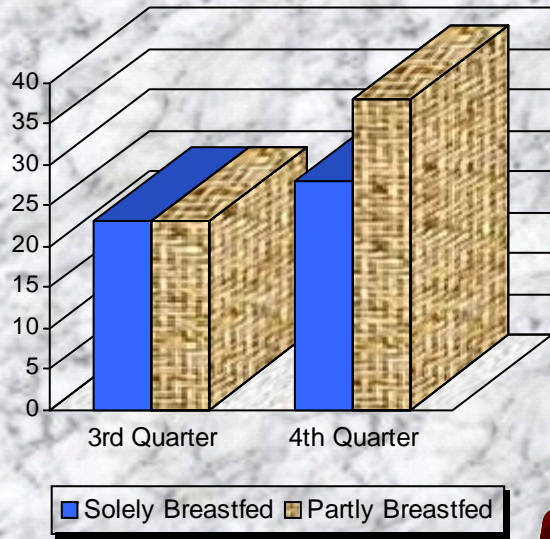
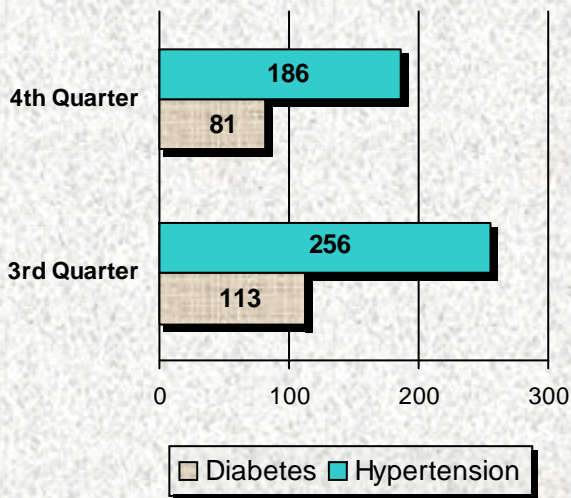


FIGURE 6.

No. of adults with hypertension and diabetes first diagnosed or reported in 3rd & 4th quarter of 2007



FOR YOUR INFORMATION

This publication highlights a sample of some of the data/Information available at the Health Information Division (HID). To enhance future presentations of "Health View," the HID looks forward to receiving your valuable comments.

FOR FURTHER INFORMATION & COMMENTS, PLEASE CONTACT

Statistical Officer

Ms. Nikita Lake..... Tel: 562-2453 (EXT 33)

Supervisor, Data Coordination Section

Mrs. Ena Dalso-Henry..... Tel:562-2453 (EXT 23)

Head of Division

Mr. Colin B.S. O'Keiffe..... Tel: 462-5685

Health Information Division

Aflak's Bldg.

Friars Hill Rd.

St. John's, Antigua

Email: healthinfo@antigua.gov.ag

Fax# : 268-462-9333

Other publications produced by Health Information Division

The monthly **Health Feature** in the Daily Observer Newspaper

Know the Facts featured monthly in the Antigua Sun Newspaper



HEALTH VIEW



July 2008

*Health Information
Division
Ministry of Health*

Antigua & Barbuda



A Statistical Outlook



This month's issue of the Health View focuses on Child Health Care for the year 2007 and Adults diagnosed or reported with Diabetes and Hypertension in 2007. The data presented are from the Community Health Clinics.

Services to School-aged children and adolescents

Figures 1 & 2. show the number of children examined for specific conditions in 3rd and 4th quarter for the first time in 2007. For Vision there were (153) children, Dental (155), Haemoglobin (144), Hearing (155), Mental [coordination & motor skills] (155), Worm Infestation (142), Speech [conversation skills] (155) and Other (248) examined in the 4th quarter. In the 3rd quarter there were (200) children examined for Vision, Dental (202), Haemoglobin (198), Hearing (202), Mental (202), Worm Infestation (189), Speech (202) and Other (336) children.



FIGURE 1.

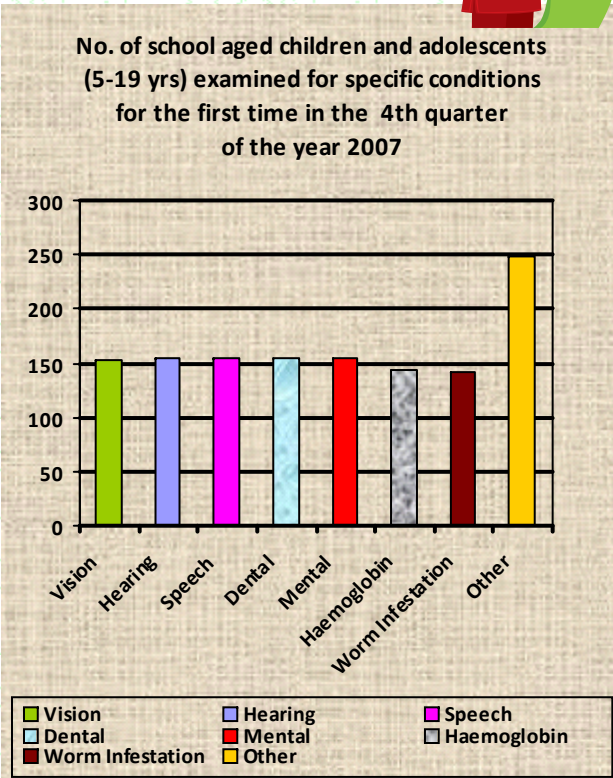


FIGURE 2.

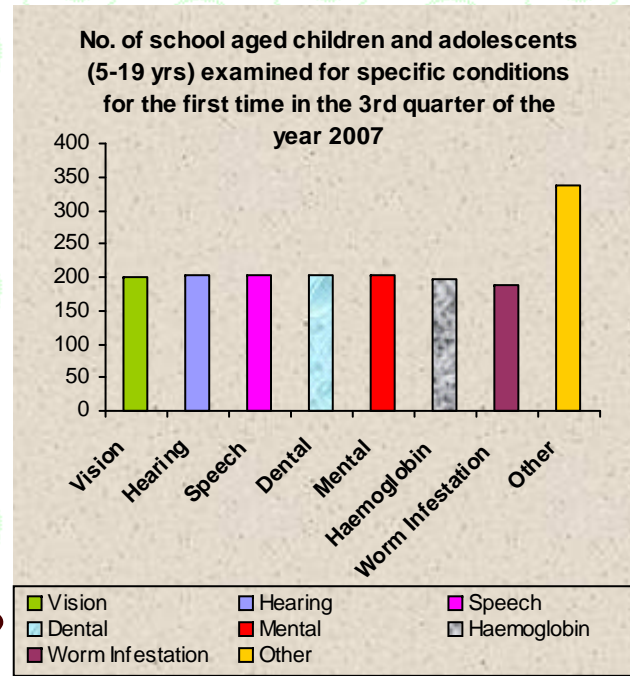


FIGURE 3.

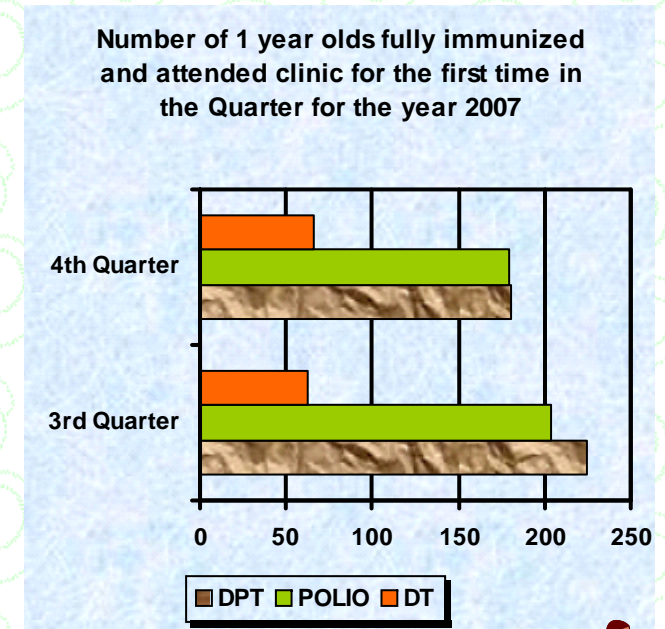


FIGURE 4.

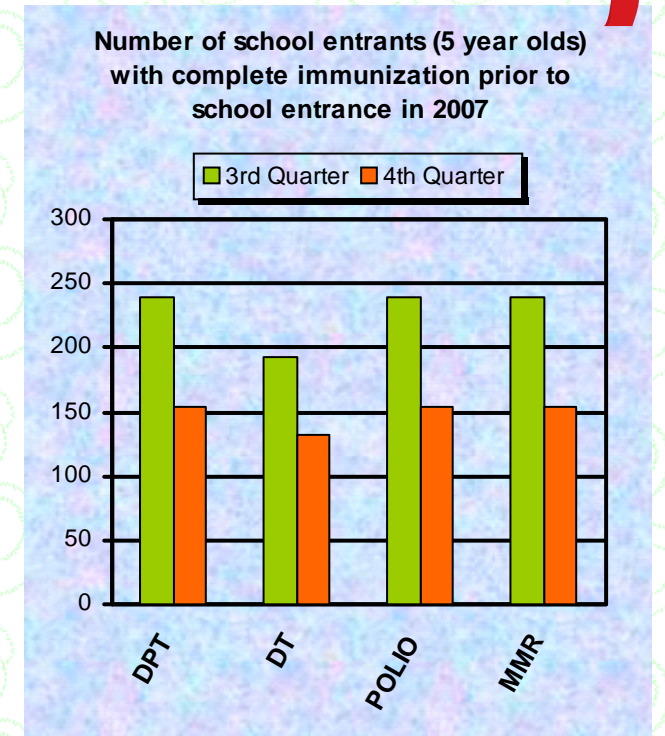


Figure 3 Presents a comparative analysis of the third & fourth quarter in 2007, looking at 1 year old children immunization status in relation to DT, Polio & DPT vaccines. For DPT there were (225), Polio (204) and DT (62) in 3rd quarter. In the 4th quarter for DPT there were (180), for Polio (179) and for DT (66).

Figure 4 shows the number of school entrants (5 year olds) with complete immunization prior to school entrance in 2007. For DPT there were (239) in 3rd quarter, (154) in 4th quarter, DT (192) in 3rd quarter, (132) in 4th quarter and for Polio & MMR there were (239) in 3rd quarter, (154) in 4th quarter.

Figure 5 illustrates for the year 2007 the number of children (6 week olds) who were breast fed. There were (23) and (28) babies solely breast fed in 3rd and 4th quarter respectively and (23) and (38) partly breast fed in 3rd and 4th quarter respectively.

Figure 6 shows the number of adults first diagnosed or reported with Diabetes and Hypertension in 2007. For Diabetes there were (113) and (256) in 3rd and 4th quarter respectively and for Hypertension there were (81) and (186) 3rd and 4th quarter respectively.

